

# LEGACY STOVES™

Advanced Design  
Old Fashioned Value




MAGNAFIRE  
COAL STOVES & INSERTS



# MAGNAFIRE SERIES

Easy maintenance, clean-burning performance and consistent heat output make the Legacy Stoves MagnaFire Series of coal stoves and inserts practical heating solutions for any home.

Experience a series of coal stoves and inserts “Built with advanced design and old fashioned values.”




## Mark I STOVE

The Mark I Coal Stove is a compact blend of function and technology—and easily burns any grade of coal. Heat is extracted by an advanced heat exchanger system and circulated throughout the home with a powerful blower.

### Features

- Up to 48,000 BTUs—heats 900 to 2,600 sq. ft.<sup>1</sup>
- Up to 24 hour burn times
- Standard blower
- Spiral chamber
- Legacy Stoves grate system



## Mark II & Mark III STOVE

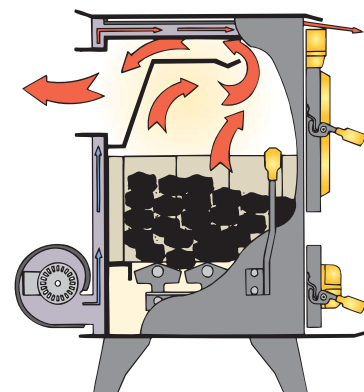
The Mark II and Mark III are two powerful, easy-to-operate coal stoves. An uncompromising commitment to quality is evident with solid, precision-welded 1/4-inch steel. A blower system and specially designed baffle circulate heat throughout your home, not up the chimney.

### Features

- Mark II: Up to 72,000 BTUs— heats 1,500 to 3,800 sq. ft.<sup>1</sup>
- Mark III: Up to 92,000 BTUs— heats 1,900 to 4,900 sq. ft.<sup>1</sup> Up to 24 hour burn times
- Standard blower
- Spiral chamber
- Legacy Stoves grate system

### Options

- Domestic hot water coil





## Magnafire SF-250 STOVE


The Magnafire SF-250 is a heating workhorse, and the most powerful coal stove available. It's loaded with features to help you stay warm all year. A quiet blower pushes air out into the home, and reduces heat loss to the outside by up to 25-percent.

### Features

- Up to 120,000 BTUs—heats 1,900 to 5,000 sq. ft.<sup>1</sup>
- Up to 24 hours of burn time on one load of coal
- Spiral chamber
- Standard blower
- Legacy Stoves Grate System

### Options

- Domestic hot water coil



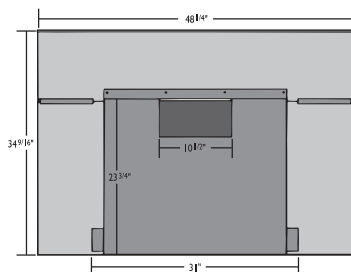
## MAGNAFIRE ELITE INSERT

The Magnafire Elite transforms your fireplace into a powerful and efficient main heating source. Consistent heating, easy maintenance and clean-burning performance make this insert an easy upgrade in any existing fireplace.

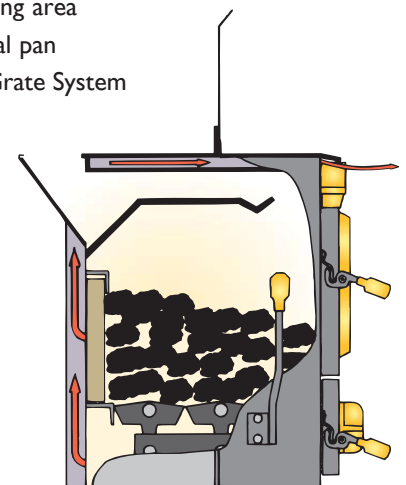
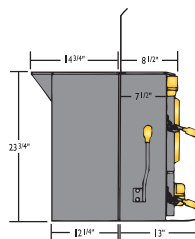
### Features

- Up to 80,000 BTUs—heats 1,500 to 4,000 sq. ft.<sup>1</sup>
- Up to 24 hour burn times
- Standard blower
- 116 sq. in. viewing area
- Easy ash removal pan
- Legacy Stoves Grate System

Front View



Side View



# SPECIFICATIONS



Model	Mark I	Mark II	Mark III	Elite Insert	SF-250
BTU/hr Input	48,000	72,000	92,000	80,000	120,000
Heating Capacity <sup>1</sup>	900 - 2,600 sq. ft.	1,500 - 3,800 sq. ft.	1,900 - 4,900 sq. ft.	1,500 - 4,000 sq. ft.	1,900 - 5,000 sq. ft.
Fuel	Pea, nut, or stove coal	Pea, nut, or stove coal	Pea, nut, or stove coal	Pea, nut, or stove coal	Pea, nut, or stove coal
Flue Size (inches)	6	6	6	6 (oval)	6
Blower Size (cfm)	76	135	135	2 at 75	135
Weight (lbs.)	339	449	530	560	580
Domestic Hot Water Coil	N/A	Optional	Optional	N/A	Optional
Number of Grates	2	2	3	3	5
Ash Pan	Standard	Standard	Standard	Standard	Standard
Glass Door	Standard	Standard	Standard	Standard	Optional
Adjustable Feet	N/A	N/A	N/A	N/A	Standard
Heat Collector	N/A	N/A	N/A	N/A	Optional
Firebox Reducer	N/A	N/A	N/A	N/A	Optional
Height (nches)	32	32-1/2	32-1/2	34-9/16	43
Width (inches)	20	25	25	48-1/4	20-1/2
Depth (inches)	19	19-1/2	24	27-3/4	35-1/2
Height Top of Flue (inches)	25-1/2	28-1/2	28-1/2	23-3/4	40
Clearance to Combustibles—Rear (inches)	24	24	24	N/A	24
Clearance to Combustibles—Side (inches)	33	33	33	N/A	36
Clearance to Combustibles—Front (inches)	16	16	16	16	16
Approved Testing	ULC S627	ULC S627	ULC S627	N/A	N/A

YOUR LEGACY STOVES DEALER IS:



**LEGACY STOVES**<sup>TM</sup>

Advanced Design  
Old Fashioned Value

A brand of Alternate Heating Systems  
2395 LITTLE EGYPT RD  
HARRISONVILLE PA 17228  
WWW.LEGACYSTOVES.COM

facebook.com/alheatsys  
www.legacystoves.com  
www.alternateheatingystems.com

## LIMITED LIFETIME WARRANTY<sup>2</sup>

The strongest in the industry, AHS provides a limited lifetime warranty on most important aspects: firebox and heat exchanger.

<sup>1</sup>See your local authorized Legacy dealer for help in determining the product that best suits your heating needs based on climate and home efficiency.  
<sup>2</sup>For full warranty details, visit [www.legacystoves.com](http://www.legacystoves.com)

Actual product appearance, including flame, may differ from image. Product specifications and pricing subject to change without notice. The images and descriptions in this brochure are provided to assist you in product selection only. Refer to installation manual for complete clearance requirements and specifications.

Fireplace, stove and insert surfaces get extremely HOT and can cause severe burns if touched. Keep a safe distance away.